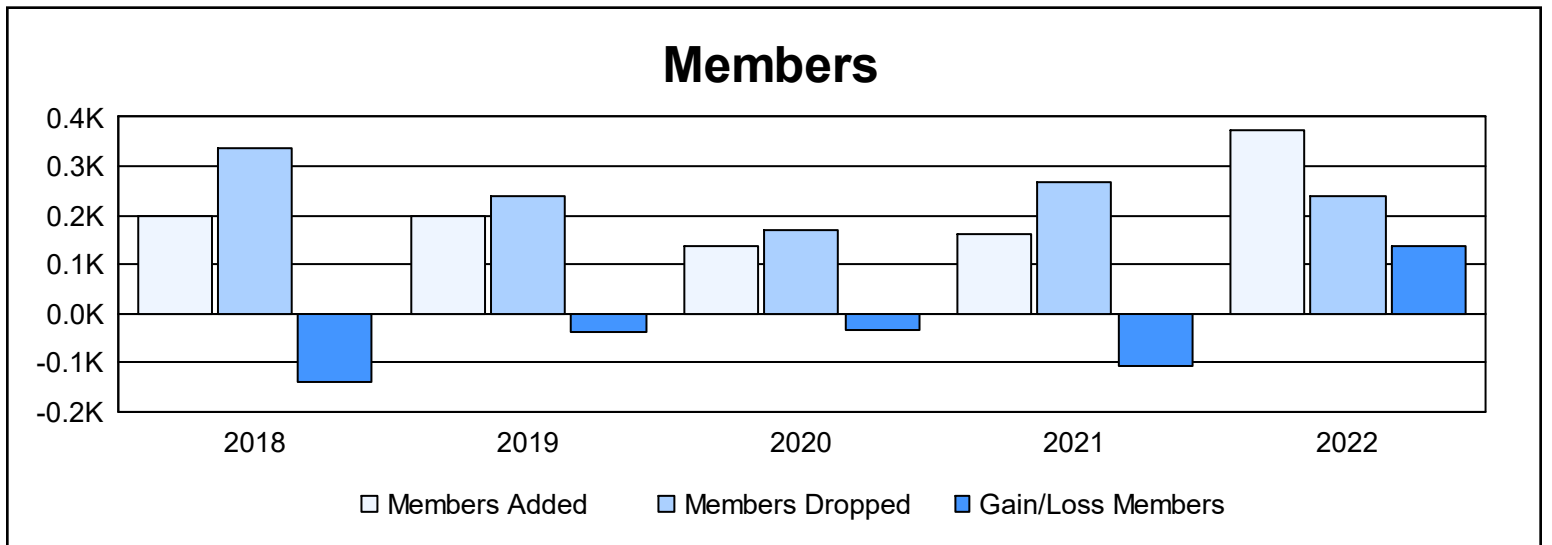
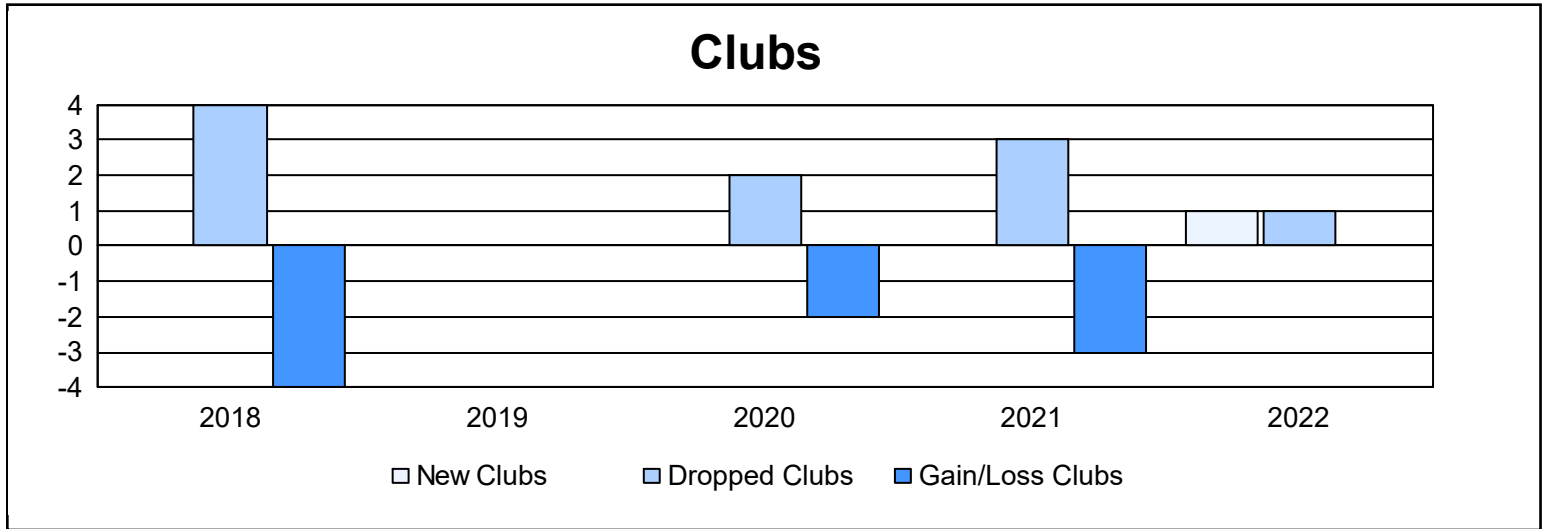
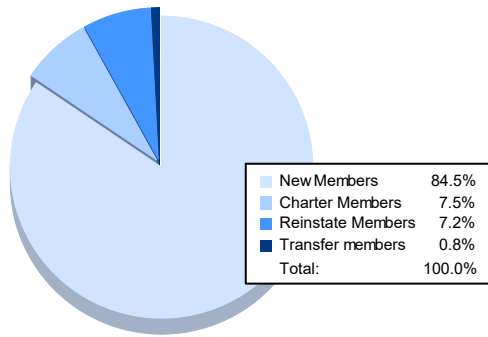


Year	New Clubs	Dropped Clubs	Gain/ Loss Clubs	New Members	Charter Members	Reinstate Members	Transfer Members	Total Member Added	Total Members Dropped	Gain/ Loss Members
2017-2018	0	4	-4	176	2	13	8	199	337	-138
2018-2019	0	0	0	176	7	15	1	199	237	-38
2019-2020	0	2	-2	125	0	4	9	138	170	-32
2020-2021	0	3	-3	142	1	14	3	160	268	-108
2021-2022	1	1	0	317	28	27	3	375	239	136
<b>Average</b>	<b>0</b>	<b>2</b>	<b>-2</b>	<b>187</b>	<b>8</b>	<b>15</b>	<b>5</b>	<b>214</b>	<b>250</b>	<b>-36</b>



### Membership Composition June 2022 Cumulative



### Gender Composition June 2022 Cumulative

